




























































Highland Biathlon

Results

Pl.	Bib	Name	Nat.	Age	Club	Laps	Time	
5 miles								
Female								
1.	253	253, N.N.				1	00:43:08	-
Female 15-19								
1.	219	Loeh, Julia		19		1	00:44:02	-
2.	235	VonHatten, Maggie		19		1	00:44:02	+00:00.07
Female 20-29								
1.	243	Coons, Molly		27		1	01:00:47	-
Female 30-39								
1.	246	Zobrist, Jessica		39		1	00:49:01	-
2.	249	Fuqua, Casie		38		1	00:49:29	+00:28.17
3.	242	Kampwerth, Lindsey		38		1	00:49:29	+00:28.26
4.	247	Simpson, Grace		30		1	00:49:51	+00:50.20
5.	248	Logsdon, Jessie		38		1	00:51:52	+02:50.76
6.	222	Quade, Kelsey		34		1	00:54:16	+05:15.20
7.	237	Lampe, Lindsey		30		1	00:54:27	+05:26.54
8.	216	Manville, Amber		39		1	00:57:23	+08:22.49
9.	240	Keiser, Miranda		38		1	01:03:39	+14:38.11
Female 40-49								
1.	250	Lipe, Brook		43		1	00:46:16	-
2.	230	Huelskamp, Christa		45		1	00:46:31	+00:14.29
3.	241	Albert, Melissa		45		1	00:49:06	+02:49.59
4.	251	Greenwald, Tina		43		1	00:51:20	+05:04.00
5.	227	Maine, Vanessa		40		1	01:30:10	+43:53.76
Female 50-59								
1.	220	KINKEL, TAMMY		56		1	00:46:39	-
2.	245	Riebold, Lisa		54		1	00:49:58	+03:19.38
3.	225	kohlbrecher, patti		54		1	01:02:11	+15:32.44
4.	252	Korte, Heather		50		1	01:03:39	+17:00.57
Female 60-69								
1.	228	Wellen, Mary		60		1	01:02:12	-
Male								
Male 30-39								
1.	217	Zobrist, Eric		38		1	00:42:23	-
Male 40-49								
1.	232	Frey, Mike		40		1	00:37:44	-
2.	231	Clements, Adam		45		1	00:39:03	+01:19.05
Male 50-59								
1.	234	Connelly, Michael		57		1	00:44:31	-
2.	239	Holtz, Mark		58		1	00:47:08	+02:36.81


































Highland Biathlon

Results

Pl.	Bib	Name	Nat.	Age	Club	Laps	Time	
Male 60-69								
1.	221	Wilhelm, John		63		1	00:44:09	-
2.	236	Kalmer, John		68		1	00:46:04	+01:54.88
3.	224	kidd, Mark		62		1	00:46:17	+02:07.38
4.	233	Frey, Chuck		64		1	00:50:15	+06:05.92
Long Biathlon								
Female								
Female 20-29								
1.	352	Ford, Rachel		25		2	02:02:00	-
Female 30-39								
1.	305	Colbert, Tanya		39		2	01:39:31	-
2.	318	Scheibel, Holly		34		2	01:46:06	+06:35.28
3.	358	Stanton, Mary		38		2	01:50:18	+10:47.33
4.	356	Durnell, Sarah		39		2	02:05:55	+26:23.49
5.	328	Groves, Kelsey		33		2	02:10:31	+31:00.22
6.	323	Tebbe, Megan		38		2	02:34:41	+55:09.53
Female 40-49								
1.	341	Travers, Tara		43		2	01:47:20	-
2.	349	Kapilla, Katy		45		2	01:55:15	+07:54.81
3.	308	Gauthier, Angela		42		2	01:55:58	+08:37.77
4.	345	Heimbürger, Cat		46		2	02:00:23	+13:02.87
5.	302	Stroot, Kari		49		2	02:01:59	+14:38.82
6.	301	Winet-Fleer, Jessica		42		1	00:51:23	-1 LAP
Female 50-59								
1.	351	Klein, Tina		55		2	01:35:15	-
2.	303	Bradley, Rebecca		59		2	01:59:29	+24:14.38
3.	353	Ford, Jeanette		56		2	02:15:25	+40:10.29
4.	337	Dissen, Cathy		57		2	02:29:26	+54:11.52
5.	317	Perry, Janna		53		1	00:41:31	-1 LAP
Female 60-69								
1.	331	Gierer, Terri		69		2	02:25:22	-
Male								
Male 14 & Under								
1.	330	Jansen, Zachary		13		2	02:14:36	-
Male 15-19								
1.	307	Basden, Cole		17		2	01:58:48	-
2.	322	Gee, Andrew		15		1	00:36:48	-1 LAP
Male 20-29								
1.	314	Kohlbrecher, Gavin		22		2	01:35:33	-
2.	326	Fromme, Jacob		22		2	01:46:02	+10:28.86
3.	311	Ford, Bryan		28		2	01:55:54	+20:20.78
4.	312	Holderer, Andrew		23		2	02:00:20	+24:46.98
5.	343	Coons, Kyle		29		2	02:04:47	+29:14.33






Highland Biathlon

Results








Pl.	Bib	Name	Nat.	Age	Club	Laps	Time	
Male 30-39								
1.	340	Mahlandt, Josh		38		2	01:37:52	-
2.	357	Richter, Corey		38		2	01:48:15	+10:22.20
3.	300	Zobrist, Todd		36		2	01:48:26	+10:33.33
4.	338	Sullivan, William		38		1	00:50:21	-1 LAP
Male 40-49								
1.	319	Rosen, David		42		2	01:34:10	-
2.	359	Jay, Jason		41		2	01:45:42	+11:31.79
3.	310	Kovarik, Justin		46		2	01:58:19	+24:09.06
4.	327	Huelskamp, Matt		49		2	02:00:31	+26:21.29
5.	344	Murphy, Patrick		46		2	02:01:05	+26:55.37
6.	342	Travers, Patrick		43		2	02:02:25	+28:14.80
7.	315	Whittle, Brian		40		2	02:06:33	+32:23.08
8.	316	Wilkins, Matt		44		2	02:20:00	+45:50.50
9.	306	Basden, Jon		46		2	02:22:58	+48:48.01
10.	321	Gee, Tom		48		1	00:36:56	-1 LAP
11.	355	Skaff, Stephen		44		1	00:38:25	-1 LAP
Male 50-59								
1.	332	Coatney, Phil		57		2	01:48:00	-
2.	309	O'Bannon, Kevin		54		2	02:06:48	+18:48.83
3.	329	Fromme, Jeff		56		2	02:08:26	+20:26.10
4.	354	Darbon, Russell		57		1	00:57:46	-1 LAP
Male 60-69								
1.	350	Germer, Jeffrey		60		2	01:57:56	-
2.	325	Koonce, Denny		64		2	01:58:45	+00:48.86
3.	320	Harrison, Greg		60		2	02:01:50	+03:54.23
4.	304	Bradley, Mark		60		2	02:07:00	+09:03.82
5.	333	Timmins, Keith		67		2	02:25:36	+27:39.95
Short Biathlon 3 mile 10 mile								
Female								
Female 14 & Under								
1.	462	Braun, Lillian		12		2	01:30:01	-
Female 20-29								
1.	433	Barbey, Emily		26		2	01:25:43	-
2.	449	Tate, Abbey		29		2	01:31:40	+05:57.06
3.	453	Pennell, Aubree		29		2	01:37:49	+12:05.79
4.	419	Layfield, Rachel		29		1	00:31:20	-1 LAP
5.	422	Rinderer, Sarah		29		1	00:41:01	-1 LAP
Female 30-39								
1.	448	Mahlandt, Courtney		35		2	01:23:21	-
2.	454	Groennert, Megan		34		2	01:29:04	+05:43.65
3.	415	Whaley, Michelle		30		2	01:37:42	+14:21.45
4.	447	Gourley, Rachael		37		1	00:32:07	-1 LAP
Female 40-49								

Highland Biathlon


Results

Pl.	Bib	Name	Nat.	Age	Club	Laps	Time	
1.	428	Reszka, Terri		46		2	01:22:02	-
2.	438	Witte, Jill		43		2	01:23:48	+01:46.07
3.	407	Kampwerth, Camie		40		2	01:25:38	+03:35.85
4.	429	Douglas, Maura		45		2	01:26:29	+04:27.55
5.	244	Johnson, Bobbi		45		2	01:57:36	+35:33.77

Female 50-59


1.	409	Sheerin, Cary		53		2	01:16:28	-
2.	446	Meyer, Beth		53		2	01:19:10	+02:41.36
3.	403	Johnston, Tracy		56		2	01:20:03	+03:34.21
4.	417	Holtz, Marian		58		2	01:23:51	+07:22.49
5.	432	Allen, Lori		53		2	01:44:08	+27:39.43
6.	435	Presson, Carole		52		2	01:55:43	+39:14.81
7.	411	Walker, Lori		53		1	00:43:03	-1 LAP

Female 60-69




1.	445	Campbell, Pamela		63		2	01:23:32	-
----	-----	------------------	---	----	--	---	----------	---

Male






Male 14 & Under

1.	459	Lading, Chase		12		2	01:14:09	-
----	-----	---------------	--	----	--	---	----------	---







Male 20-29

1.	437	Doyle, Drew		21		2	02:19:04	-
2.	441	Wilson, Brendan		22		1	00:25:26	-1 LAP
3.	457	Shannon, Andrew		26		1	00:33:53	-1 LAP









Male 30-39

1.	464	Horstman, Shaun		30		2	01:10:39	-
2.	451	Stack, Andrew		33		2	01:14:10	+03:30.65
3.	458	Touchette, Kyle		36		2	01:18:42	+08:02.78
4.	421	Rinderer, Chance		31		2	01:29:42	+19:02.66
5.	452	Pennell, Matthew		30		2	01:37:49	+27:10.23

Male 40-49



















1.	423	Smith, David		47		2	01:10:12	-
2.	408	Kampwerth, Derek		42		2	01:17:34	+07:22.21
3.	455	Durnell, Bradley		45		2	01:21:11	+10:59.12
4.	442	Drysdale, Greg		49		2	01:26:13	+16:00.96
5.	461	Braun, Michael		41		2	01:29:32	+19:19.54
6.	405	Frillman, James		48		2	01:44:08	+33:55.57

Male 50-59

1.	413	Cox, Kevin		57		2	01:09:19	-
2.	404	Edmonds, Rob		57		2	01:15:19	+05:59.78
3.	440	Wilson, Daniel		52		2	01:23:18	+13:59.44
4.	401	Johnston, Patrick		56		2	01:23:22	+14:02.92
5.	424	Baudendistel, Tim		57		2	01:26:39	+17:19.71
6.	402	Murdock, Miles		51		2	01:34:03	+24:44.24
7.	412	Landmann, Mark		58		1	00:28:33	-1 LAP
8.	463	Korte, Brian		57		1	01:50:01	-1 LAP

Highland Biathlon

Results

Pl.	Bib	Name	Nat.	Age	Club	Laps	Time	
Male 60-69								
1.	431	Kiever, Bill		62		2	01:18:05	-
2.	414	WHALEY, GEORGE		60		2	01:24:37	+06:31.94
3.	420	Korte, Brad		67		2	01:27:11	+09:05.45
4.	418	Layfield, David		60		1	00:31:38	-1 LAP
Male 70-79								
1.	416	Wuehler, Denny		76		2	01:13:50	-
2.	410	Zielinski, John		73		2	01:19:59	+06:09.46
3.	460	Friskel, Terry		73		2	01:39:46	+25:56.12
Team Biathlon								
Female								
<hr/>								
1.	160	Horstmann, Lindsay				2	01:59:50	-
2.	169	Cook, Caley				2	02:05:31	+05:40.58
3.	167	Lagemann, Gwen				2	02:05:32	+05:41.51
4.	157	Miller, Allison				1	00:24:49	-1 LAP
Female 30-39								
1.	175	Penn, Bethany		39		1	00:52:45	-
Female 70-79								
1.	173	Herrel, Carol		73		1	01:30:32	-
Male								
<hr/>								
1.	156	Ramos, Dominic				2	01:02:00	-
2.	164	Gonski, Andrew				2	01:35:36	+33:36.83
3.	171	Vohlken, Chance				2	01:59:43	+57:43.71
4.	165	Lagemann, Eric				1	00:48:53	-1 LAP
Male 60-69								
1.	174	Dewale, Kevin		62		2	01:40:50	-